

# INFINITY

## FORTRESS

### TL-30 & TL-15X6

SIX SIDED PROTECTION + FIRE PROTECTION

We are proud to introduce to you our new TL-30 high security safe. Designed, tested, and built by one of the most experienced teams of high security safe experts ever assembled. The same team that succeeded with the only U.L. approved TXTL-60 safe in the world. The Megaseafe TL-30 is built to withstand concentrated burglary attacks. We also manufacture an additional variety of U.L. tested high security safes and vaults. With the Megaseafe name you enjoy a track record of manufacturing, supplying and servicing high security safes...since 1914.

### DOOR

The Fortress TL-30 door is constructed of inner and outer electrically welded steel plates enclosing Megaseafe's new superior barrier composite material CS-12000 monolith. In addition, the entire door is covered by drill resistive "megasteel" anti-penetration plates and our "Z" reinforcement bars. The entire door has an overall thickness of 5 1/4" (130mm). The combination of Megaseafe's barrier materials provide the door a unique strength to protect against tool and torch attacks.

### BODY

The Fortress TL-30 body is constructed of inner and outer electrically welded steel plates including our "Z" reinforcement bars welded to the inner and outer body that together with Megaseafe's CS-12000 monolith and the reinforcement special alloy grid performs a 3.5" (90mm) unique strong body.

### BOLTWORK AND RELOCKING MECHANISM

Megaseafe's patented 3 way locking mechanism activates massive 1 3/8" (35mm) bolts. A continuous, reinforced interlock rail secures the door on the hinge side. The vital mechanism areas are protected by a glass plate. An attack by tool, torch or explosives will shatter the glass activating the relocking devices thus preventing the safe from being opened. For additional lock and control protection, every door can be modified to accept an optional time lock.

### LOCKS


The Fortress TL-30 is equipped with an Underwriters Laboratories approved combination lock with key locking dial, and a maximum security key changing key lock with removable bit. As an option a U.L. listed electronically activated push-button lock can be supplied to exchange combination or keylock.

### FIRE RESISTANCE

The Megaseafe Fortress TL-30 safe was successfully fire and heat tested for two hours according to the most difficult standards, and the interior temperature did not exceed 350 degrees F.

### INTERIOR EQUIPMENT

Adjustable/removable shelves are standard, plus a variety of drawers, lockers, and interior compartments are available as optional extras.

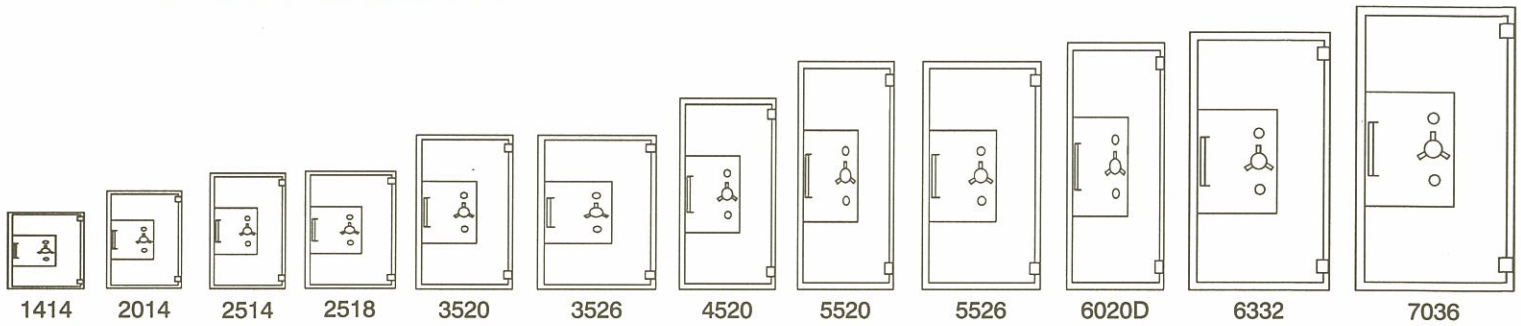


MODEL IT5520

# MEGASEAFE



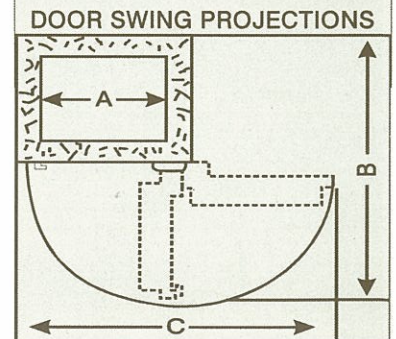
# FORTRESS TL-30 & TL-15X6 DIMENSIONS AND WEIGHTS



MODEL	INSIDE DIMENSIONS			OUTSIDE DIMENSIONS			CUBIC CAPACITY	WEIGHT	DOOR SWING DIMENSION		
	H	W	D	H	W	D*			A	B	C
IT 1414	14.0"	14.0"	12.0"	20.6"	20.6"	21.5"	1.5	650 lbs	14.0"	39.7"	38.6"
IX 1414	(.355m)	(.355m)	(.305m)	(.525m)	(.525m)	(.550m)		(295 kg)	(.355m)	(1.009m)	(.980m)
IT 2014	20.0"	14.0"	12.0"	26.6"	20.6"	21.5"	2.0	750 lbs	14.0"	39.7"	38.6"
IX 2014	(.508m)	(.355m)	(.305m)	(.678m)	(.525m)	(.550m)		(340 kg)	(.355m)	(1.009m)	(.980m)
IT 2514	25.0"	14.0"	14.0"	31.6"	20.6"	23.5"	2.8	870 lbs	14.0"	41.7"	38.6"
IX 2514	(.635m)	(.355m)	(.355m)	(.805m)	(.525m)	(.600m)		(395 kg)	(.355m)	(1.059m)	(.980m)
IT 2518	25.0"	18.0"	20.0"	31.6"	24.6"	29.8"	5.2	1250 lbs	18.0"	51.7"	46.0"
IX 2518	(.635m)	(.457m)	(.508m)	(.805m)	(.627m)	(.755m)		(568 kg)	(.457m)	(1.314m)	(1.170m)
IT 3520	35.0"	20.0"	20.0"	41.6"	26.6"	29.8"	8.1	1680 lbs	20.0"	53.7"	48.6"
IX 3520	(.890m)	(.508m)	(.508m)	(1.060m)	(.678m)	(.755m)		(763 kg)	(.508m)	(1.365m)	(1.235m)
IT 3526	35.0"	26.0"	20.0"	41.6"	32.6"	29.8"	10.5	1950 lbs	26.0"	59.7"	60.6"
IX 3526	(.890m)	(.660m)	(.508m)	(1.060m)	(.830m)	(.755m)		(886 kg)	(.660m)	(1.517m)	(1.539m)
IT 4520	45.0"	20.0"	20.0"	51.6"	26.6"	29.8"	10.4	1950 lbs	20.0"	53.7"	48.6"
IX 4520	(1.143m)	(.508m)	(.508m)	(1.313m)	(.678m)	(.755m)		(886 kg)	(.508m)	(1.365m)	(1.235m)
IT 5520	55.0"	20.0"	20.0"	61.6"	26.6"	29.8"	12.75	2200 lbs	20.0"	53.7"	48.6"
IX 5520	(1.397m)	(.508m)	(.508m)	(1.567m)	(.678m)	(.755m)		(1000 kg)	(.508m)	(1.365m)	(1.235m)
IT 5526	55.0"	26.0"	20.0"	61.6"	32.6"	29.8"	16.5	2680 lbs	26.0"	59.7"	60.6"
IX 5526	(1.397m)	(.660m)	(.508m)	(1.567m)	(.830m)	(.755m)		(1218 kg)	(.660m)	(1.517m)	(1.539m)
IT 6020D	60.0"	20.0"	23.5"	66.6"	26.6"	33.0"	16.4	2680 lbs	20.0"	57.3"	48.6"
IX 6020D	(1.524m)	(.508m)	(.597m)	(1.694m)	(.678m)	(.847m)		(1218 kg)	(.508m)	(1.454m)	(1.235m)
IT 6332	63.0"	32.0"	20.0"	69.6"	38.6"	29.8"	23.4	3460 lbs	32.0"	65.7"	72.6"
IX 6332	(1.600m)	(.812m)	(.508m)	(1.170m)	(.982m)	(.755m)		(1572 kg)	(.812m)	(1.669m)	(1.843m)
IT 7036	70.0"	36.0"	26.0"	76.6"	42.6"	35.8"	38.0	4650 lbs	36.0"	75.7"	80.7"
IX 7036	(1.778m)	(.915m)	(.660m)	(1.948m)	(1.085m)	(.910m)		(2113 kg)	(.915m)	(1.924m)	(2.049m)

\*Add 2" to outside depth for handle.

Megasafe Industries reserves the right to incorporate any improvements and alter any specifications without prior notice.



Distributor:

# MEGASAFE