



## MOSLER CHESTS IN CONCRETE BLOCKS

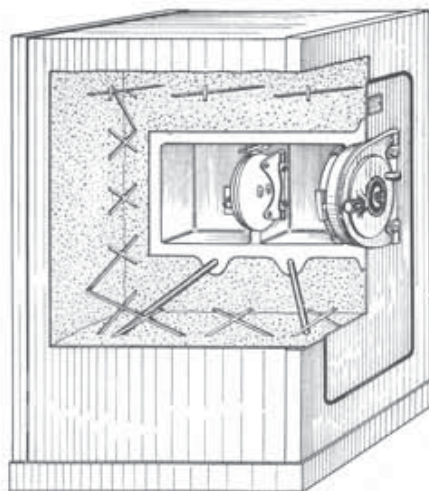


Chest with inner compartment anchored in heavily reinforced steel clad concrete block.


ANY SIZE CHEST CAN BE INSTALLED IN STEEL-COVERED REINFORCED CONCRETE BLOCK OR FIRE-RESISTIVE SAFE. The total weight of the equipment makes it practically impossible to cart it away. It also combines resistance to fire and burglary. INNER PARTITION, as illustrated, can be furnished for any chest. For protection of Daily Receipts against holdup, the  $\frac{1}{2}$ " inner door in the partition is equipped with a certified dual-control key lock with relocking device. The presence of two persons with different keys is required to open lock. Deposit slot in partition is equipped with baffle designed to prevent extraction of contents from outside.

### Standard Block Sizes

- CB0—24" high, 18" wide, 16" deep.
- CB1—30" high, 24" wide, 18 $\frac{1}{2}$ " deep.
- CB2—32" high, 26" wide, 20" deep.



Phantom view through standard concrete block showing interior of chest and reinforcing.



No. 00H Chest in concrete block mounted on merchandise locker. The above combination of chest and locker is now in use by the World's Largest Chain of Stores

### No. 00H CHEST In Steel-Covered Concrete Block with Merchandise Locker

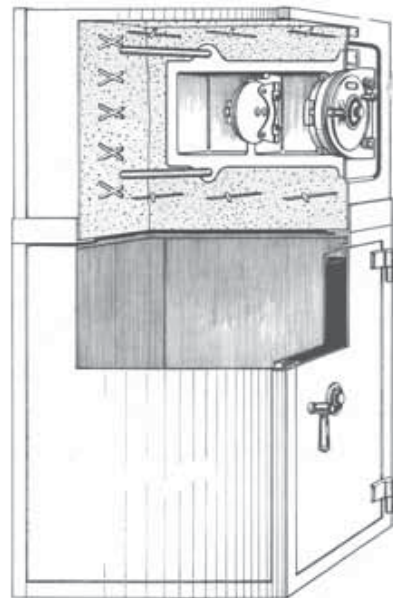
Adopted as Standard Equipment by the  
Country's Leading Chain Stores

#### CHEST

INNER PARTITION:  $\frac{5}{8}$ " thick, cast in chest. INNER DOOR:  $\frac{1}{2}$ " thick, dual-control key lock with relocking device. CLEAR OPENING:  $5\frac{3}{8}$ " diameter. CHANGE FUND COMPARTMENT: 8" x 8" x 4 $\frac{1}{2}$ " deep. 4 $\frac{1}{8}$ " clear depth. VOLUME: 288 cubic inches. DAILY RECEIPTS COMPARTMENT: 8" x 8" x 6 $\frac{3}{4}$ " deep. 5 $\frac{5}{8}$ " clear depth. VOLUME: 432 cubic inches. SLOT TO DAILY RECEIPTS COMPARTMENT:  $\frac{5}{8}$ " wide by 4 $\frac{3}{4}$ " long, guarded by saw-tooth baffle. ACCESSORIES: Canvas bag with zipper top for change fund storage. Block size, 20" high, 20" wide, 30" deep. INSURANCE RATING: "H" bank and "E" mercantile, subject to 10% discount for relocking device.

#### LOCKER

30" high x 20" wide x 32 $\frac{3}{8}$ " deep.  $\frac{3}{8}$ " rolled steel, electrically welded. DOOR: 1 $\frac{3}{8}$ " thick. COMBINATION LOCK: Mosler three-tumbler, bronze-case, with relocking device. BOLTS:  $\frac{3}{4}$ " diameter, one to top, one to bottom, two to rear. DOOR OPENING: 16 $\frac{1}{2}$ " wide, 26 $\frac{1}{2}$ " high. INSIDE SIZE: 29 $\frac{1}{2}$ " high, 19 $\frac{1}{2}$ " wide, 27 $\frac{3}{4}$ " deep. OVERALL SIZE, CHEST AND LOCKER: 50" high, 20" wide, 33 $\frac{3}{8}$ " deep. INSURANCE RATING: Class "B" mercantile. SHIPPING WEIGHT, COMPLETE: Approximately 1400 lbs.



Phantom view through concrete block. Showing interior of No. 00H Chest, reinforcing and merchandise locker.

# The Mosler Safe Co.

The Largest Builders of Safes and Vaults in the World

FACTORIES: HAMILTON, OHIO

BOSTON  
84 Sudbury St.

CHICAGO  
214 W. Jackson Blvd.

NEW YORK CITY  
320 Fifth Ave.

Detroit, Dallas, Kansas City, Los Angeles, Pittsburgh, Portland, Ore., and Other Principal Cities in the United States

HAVANA—MANILA—PORTO RICO—SHANGHAI—TOKYO

**MOSLER**  
TRADE MARK REG. U.S. PAT. OFFICE