

LORD 90 SERIES

EDF 90

EXPLOSIVE, DRILL
AND FORCE
RESISTANT
SAFES

LORD
SAFE CO.



LORD SERIES

About the EDF 90

EDF stands for explosives, drill and force resistant. This means that your EDF 90 safe has been designed to resist attack by explosives, high speed drills and brute force. The EDF "90" is one of the "90" series of high level security safes which have resulted from intensive research and development by the Lord safe company. As part of the highly regarded Lord "90" series it has been specifically designed to meet the more than exacting requirements of Banking and Commerce. When you select a EDF 90 you are investing in a safe which has been constructed to a level of excellence which could well become the future standard in security engineering.

"The EDF 90 — A safe for the age we live in."

Specification

The EDF 90 is constructed to the Lord G5 specification.

Protective Barriers

Door

The door of the EDF 90 is an impressive 190 mm thick and is constructed of a solid core of Lord specially developed high density refractory material encased between press formed heavy steel plates. The lockcase is formed as an integral part of the door structure for additional security.

The EDF 90 Safe



Body

The safe body provides an overall protective barrier some 120 mm thick. The body is constructed of a monolithic barrier of Lord special high density refractory material encased in steel which is continuously arc-welded. The EDF 90's monolithic construction ensures a single cast unit which provides a consistent protective barrier to intrusion from all directions.

Boltwork

A series of heavy duty 38 mm diameter steel four way running bolts secure the door in specially reinforced body sections ensuring maximum protection against intrusion by explosives or other means.

An exceptional feature of the Lord 90 Series is the impressive number of locking points which secure the door to all four sides of the safe body.

Locking Points data:

Model 906	14
Model 905	12
Model 904	10
Model 903	8
Model 902	6

Locking

The EDF 90 safe locking mechanism is controlled by one, 4-wheel keyless combination lock with a security capability of 100,000,000 combination



EDF 90 SAFES

variations which can be altered by the user at any time. This lock is fitted with an anti-observation cover.

Automatic Deadlocking

A standard on all Lord 90 series doors is the special deadlocking system. Continuously on guard, the system is designed to protect the locked door if attacked by securing the locking bolts for additional protection.

Optional Fittings

Internal fittings can be custom built, however, the standard options include adjustable shelving, dual locked drawers (150-250mm deep) and dual locked treasury cupboards (250-300mm high).

Optional Equipment

Time Locking

To ensure optimum security over long weekends, holidays or whenever the relevant executive staff may be absent an adjustable time-lock can be installed. This system maintains the door in a fully locked position even with the use of the correct keys and combinations until the pre-set time has elapsed. If necessary this period can be varied from one hour up to six days. In case of setting error, the device is fitted with a manual wind-back mechanism.



Above: The interior of the safe.

Below: Details of the 144 hour time-lock mechanism.



Alarm Features

Special combination locks can be fitted to enable various alarm signals to be monitored from them. These alarm conditions operate when the door is being opened under duress or if the lock is tampered with after hours.

These signals can be wired into your existing alarm system and relayed direct to a central monitoring agency should you have such facilities.

Presentation

The "90" series is finished in a range of high quality wear resistant gloss enamels which complement the high standard of finish on the brushed chrome and stainless steel fascia panels, handles and combination locks.

All Lord doors are of course ergonomically designed to ensure ease of operation by all members of your staff.

Decor

The "90" series is produced in a variety of colours and two tone combinations which complement or contrast with your furniture and office equipment.

For those wishing to co-ordinate their security equipment with more individualist colour schemes our consultants will be happy to discuss your requirements.

The following decorator colours have been found most popular:



Body Colours



Russett



Emerald Green



French Blue




Arctic Blue

Door Colours



Light Beige



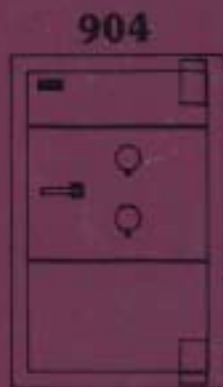
Middle Brown

LORD SERIES 90

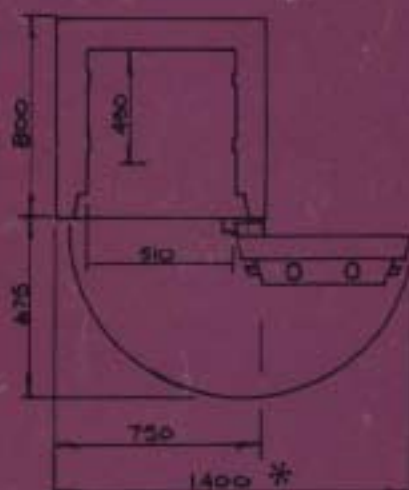


EDF 90

Elevations



Plan



* Model 906ED is the same as 906 except that the depth is increased. The internal depth is 590 mm instead of 490 mm. This increases the external depth dimension to 1,000 mm.
This safe requires an overall area of 1,840 mm x 1,400 mm to accommodate the arc of the door swing.

MODEL	902	903	904	905	906	906ED *
EXTERNAL HEIGHT	840 (2'8")	1080 (3'6")	1340 (4'5")	1590 (5'3")	1840 (6'1")	1840 (6'1")
EXTERNAL WIDTH	750 (2'5 1/2")	750 (2'5 1/2")	750 (2'5 1/2")	750 (2'5 1/2")	750 (2'5 1/2")	750 (2'5 1/2")
EXTERNAL DEPTH	800 (2'7 1/4")	800 (2'7 1/4")	800 (2'7 1/4")	800 (2'7 1/4")	800 (2'7 1/4")	1000 (3'3 1/4")
INTERNAL HEIGHT	690 (2'3 1/4")	890 (2'9 1/4")	1130 (3'7 1/4")	1350 (4'5")	1600 (5'3")	1600 (5'3")
INTERNAL WIDTH	510 (1'8")	510 (1'8")	510 (1'8")	510 (1'8")	510 (1'8")	510 (1'8")
INTERNAL DEPTH	490 (1'7")	490 (1'7")	490 (1'7")	490 (1'7")	490 (1'7")	590 (1'10")
CUBIC CAP IN METERS	0.18 (0.38 cu ft)	0.21 (0.46 cu ft)	0.27 (0.61 cu ft)	0.33 (0.73 cu ft)	0.40 (0.88 cu ft)	0.55 (1.22 cu ft)
TOTAL WEIGHT	1120 kg 2454 lb	1380 kg 3040 lb	1638 kg 3603 lb	1926 kg 4245 lb	2160 kg 4752 lb	2520 kg 5543 lb

Other Lord products include: Floor safes, wall safes, office safes, computer cabinets, record protection files and cabinets, strong room doors, Banking and commercial safes.

In the interest of our clients, certain details concerning the protective features of the Lord 90 series safes have not been disclosed in this brochure. Such information can however be obtained by consulting your Lord Safe representative.

As our policy is one of consistent improvement, we reserve the right to alter any part of these specifications without notice and without incurring any obligation.



Head Office

75 Willoughby Rd, Crows Nest
NSW Australia 2065
Phone (02) 439 6300. Telex AA 24816

Factory

50-52 Orchard Rd, Brookvale
NSW Australia 2100
Phone (02) 939 6888

Sales Offices

SYDNEY (02) 439 6300
FACTORY (02) 939 6888
MELBOURNE (03) 419 2900
BRISBANE (07) 52 5855
LAUNCESTON (003) 31 7644
ADELAIDE: (08) 223 5977
PERTH (09) 361 2426
CANBERRA (062) 51 1233
DARWIN (089) 81 2000
HONG KONG 3-41 2285



LORD SAFE CO. IS A DIVISION OF AUSTRALIAN PROTECTION INDUSTRIES PTY. LTD.

SECURITY FOR THE AGE WE LIVE IN