


2 HOUR DOORS

LABELS: Underwriters' Laboratories fire resistive rating label and Relocking Device label.

INSURANCE: Class "B" Mercantile Burglary Insurance.

WALL OPENING: See details at right.

ADJUSTABLE WALL FRAME: The adjustable wall frame eliminates the problem of making the wall to fit the door frame. This feature can save many dollars in installation costs. (See "e" dimensions in schedule.)



PANIC BAR ESCAPE MECHANISM: The Panic Bar Escape Mechanism is designed to prevent forced or accidental lock-in. No handles to turn. No knobs to twist. Just push on the panic bar to open the door.

FINISH: Textured Gray. Bolt handle and dial of modern design in chrome.

RECOMMENDED USE: 2-HR. DOOR MODEL NO. 3220 or 4020 Fire-insulated Vault Door should be specified for vaults in buildings rated as 2 hour fire risks by the H-H-M Fire Hazard Analysis Chart.

ARCHITECTS' SUGGESTED SPECIFICATIONS


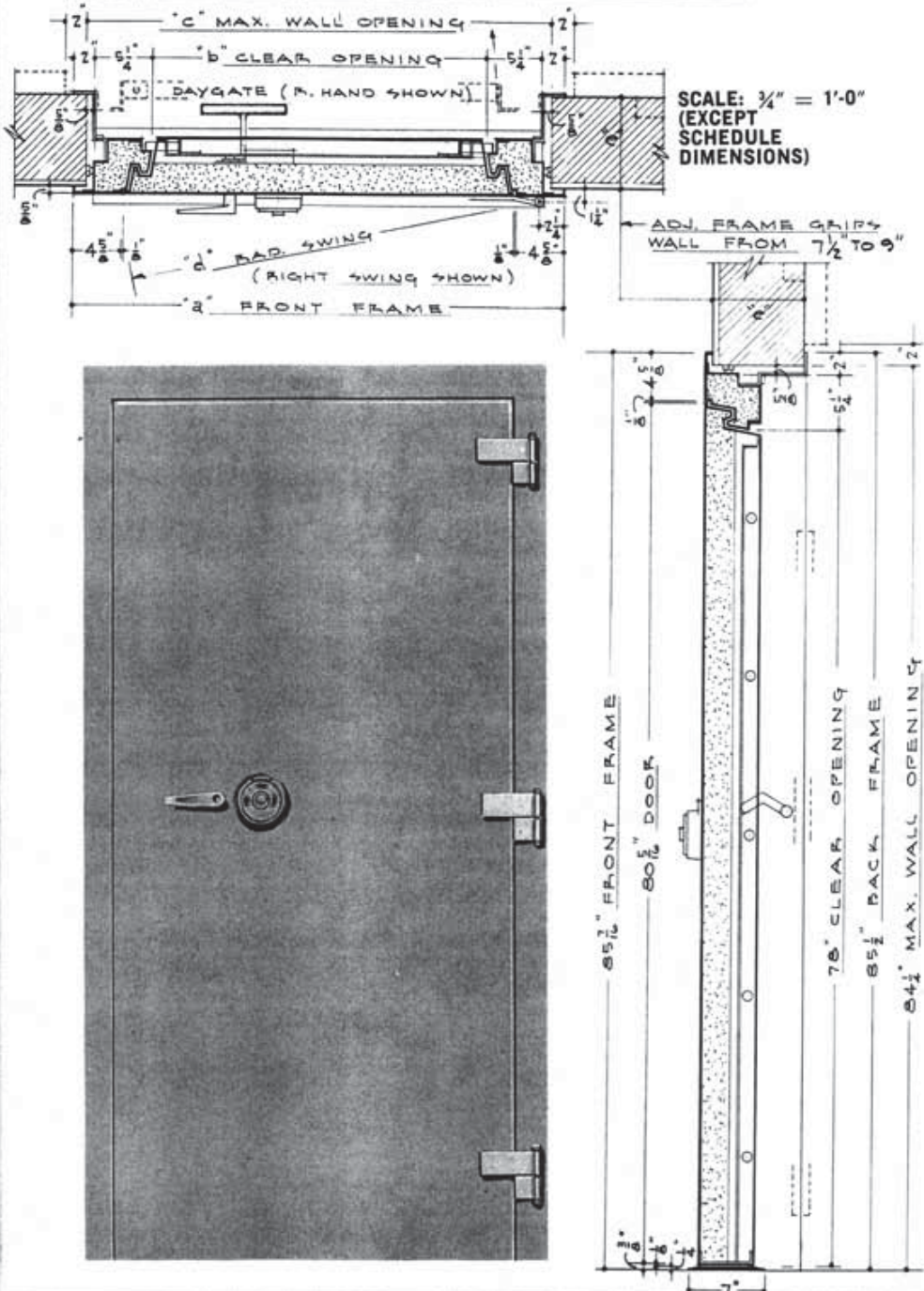
"The contractor shall furnish and/or install H-H-M Model No. 3220 or 4020 (2 hour) (right or left swing), flat sill, Fire-insulated Vault Door(s) bearing the 2 hour label of the Underwriters' Laboratories, Inc. and the Underwriters' Laboratories, Inc. listed Relocking Device label for a relocking device designed to deadlock the door when the lock is under mechanical, explosive, or torch attack. The door shall have a clear opening of 78" high by 32" wide for model 3220 and 78" high by 40" wide for model 4020. The entrance of the door is flush with the finished floor level. Door and frame shall be filled with MONOLITE, a fire resistive insulation. The door shall be 5" thick on edge and locked by 10, 3/4" diameter bolts checked by 3 tumbler, key changing combination locks. The door shall be provided with a panic release bar for emergency escape. Doors are equipped with 3 offset roller bearing hinges. The door shall be erected according to the manufacturers' installation instructions." Finish is Textured Gray.

H-H-M

INSULATED VAULT DOORS

• SCHEDULE •

MODEL	CLASS	"a"	"b"	"c"	"d"	"e"	APPROX. WGT.
3220	2 HR.	46 1/8"	32"	44"	39 1/8"	7 1/2" TO 9"	830
4020	2 HR.	54 3/8"	40"	52"	47 1/8"	7 1/2" TO 9"	990



HERRING-HALL-MARVIN VAULT DOORS

ALL OVER THE WORLD IT'S A SAFE NAME